

Batteries - Wet Filled With Acid

Marshall Power

Chemwatch: 6016-76
Version No: 6.1.1.1
Safety Data Sheet according to WHS and ADG requirements

Chemwatch Hazard Alert Code: 4

Issue Date: 13/03/2018
Print Date: 23/04/2018
L.GHS.AUS.EN

SECTION 1 IDENTIFICATION OF THE SUBSTANCE / MIXTURE AND OF THE COMPANY / UNDERTAKING

Product Identifier

Product name	Batteries - Wet Filled With Acid
Proper shipping name	BATTERIES, WET, FILLED WITH ACID, electric storage
Other means of identification	Not Available

Relevant identified uses of the substance or mixture and uses advised against

Relevant identified uses	Power source for electric starter motors for motor vehicles. CHARGING HAZARD: Completion of charging process includes evolution of highly flammable and explosive hydrogen gas which is readily detonated by electric spark. No smoking or naked lights. Do not attach/detach metal clips. Chemical hazards relate to the contents of the battery.
--------------------------	--

Details of the supplier of the safety data sheet

Registered company name	Marshall Power
Address	1A Greystanes Park East, Reconciliation Rise, Pemulwuy NSW 2145 Australia
Telephone	1800 800 811
Fax	Not Available
Website	www.marshallbatteries.com.au
Email	Not Available

Emergency telephone number

Association / Organisation	Not Available
Emergency telephone numbers	1800 039 008
Other emergency telephone numbers	+61 3 9573 3112

CHEMWATCH EMERGENCY RESPONSE

Primary Number	Alternative Number 1	Alternative Number 2
1800 039 008	1800 039 008	+612 9186 1132

Once connected and if the message is not in your preferred language then please dial 01

SECTION 2 HAZARDS IDENTIFICATION

Classification of the substance or mixture

HAZARDOUS CHEMICAL. DANGEROUS GOODS. According to the WHS Regulations and the ADG Code.

CHEMWATCH HAZARD RATINGS

	Min	Max
Flammability	0	
Toxicity	3	
Body Contact	4	
Reactivity	2	
Chronic	3	

0 = Minimum
1 = Low
2 = Moderate
3 = High
4 = Extreme

Poisons Schedule	Exempt
Classification ^[1]	Metal Corrosion Category 1, Acute Toxicity (Oral) Category 4, Acute Toxicity (Inhalation) Category 3, Skin Corrosion/Irritation Category 1A, Serious Eye Damage Category 1, Carcinogenicity Category 1A, Reproductive Toxicity Category 1A, Specific target organ toxicity - repeated exposure Category 2, Acute Aquatic Hazard Category 1, Chronic Aquatic Hazard Category 1
Legend:	1. Classified by Chemwatch; 2. Classification drawn from HSIS; 3. Classification drawn from EC Directive 1272/2008 - Annex VI

Label elements

Hazard pictogram(s)	
SIGNAL WORD	DANGER

Continued...

Batteries - Wet Filled With Acid

Hazard statement(s)

H290	May be corrosive to metals.
H302	Harmful if swallowed.
H331	Toxic if inhaled.
H314	Causes severe skin burns and eye damage.
H350	May cause cancer.
H360	May damage fertility or the unborn child.
H373	May cause damage to organs through prolonged or repeated exposure.
H410	Very toxic to aquatic life with long lasting effects.

Precautionary statement(s) Prevention

P201	Obtain special instructions before use.
P260	Do not breathe dust/fume/gas/mist/vapours/spray.
P271	Use only outdoors or in a well-ventilated area.
P280	Wear protective gloves/protective clothing/eye protection/face protection.
P281	Use personal protective equipment as required.
P234	Keep only in original container.
P270	Do not eat, drink or smoke when using this product.
P273	Avoid release to the environment.

Precautionary statement(s) Response

P301+P330+P331	IF SWALLOWED: Rinse mouth. Do NOT induce vomiting.
P303+P361+P353	IF ON SKIN (or hair): Remove/Take off immediately all contaminated clothing. Rinse skin with water/shower.
P305+P351+P338	IF IN EYES: Rinse cautiously with water for several minutes. Remove contact lenses, if present and easy to do. Continue rinsing.
P308+P313	IF exposed or concerned: Get medical advice/attention.
P310	Immediately call a POISON CENTER or doctor/physician.
P363	Wash contaminated clothing before reuse.
P304+P340	IF INHALED: Remove victim to fresh air and keep at rest in a position comfortable for breathing.
P390	Absorb spillage to prevent material damage.
P391	Collect spillage.
P301+P312	IF SWALLOWED: Call a POISON CENTER or doctor/physician if you feel unwell.

Precautionary statement(s) Storage

P403+P233	Store in a well-ventilated place. Keep container tightly closed.
P405	Store locked up.

Precautionary statement(s) Disposal

P501	Dispose of contents/container in accordance with local regulations.
------	---

SECTION 3 COMPOSITION / INFORMATION ON INGREDIENTS

Substances

See section below for composition of Mixtures

Mixtures

CAS No	%[weight]	Name
		Sealed polypropylene container with contents typically,
7439-92-1	51.4	<u>lead</u>
1309-60-0	20.8	<u>lead dioxide</u>
		immersed in:
7664-93-9	19.44	<u>sulfuric acid</u>
Not Available	8.2	nonhazardous ingredients

SECTION 4 FIRST AID MEASURES

Description of first aid measures

Eye Contact	<p>If this product comes in contact with the eyes:</p> <ul style="list-style-type: none"> ▶ Immediately hold eyelids apart and flush the eye continuously with running water. ▶ Ensure complete irrigation of the eye by keeping eyelids apart and away from eye and moving the eyelids by occasionally lifting the upper and lower lids. ▶ Continue flushing until advised to stop by the Poisons Information Centre or a doctor, or for at least 15 minutes. ▶ Transport to hospital or doctor without delay.
-------------	---

Batteries - Wet Filled With Acid

	<ul style="list-style-type: none"> ▶ Removal of contact lenses after an eye injury should only be undertaken by skilled personnel.
Skin Contact	<p>If skin or hair contact occurs:</p> <ul style="list-style-type: none"> ▶ Immediately flush body and clothes with large amounts of water, using safety shower if available. ▶ Quickly remove all contaminated clothing, including footwear. ▶ Wash skin and hair with running water. Continue flushing with water until advised to stop by the Poisons Information Centre. ▶ Transport to hospital, or doctor.
Inhalation	<ul style="list-style-type: none"> ▶ If fumes or combustion products are inhaled remove from contaminated area. ▶ Lay patient down. Keep warm and rested. ▶ Prostheses such as false teeth, which may block airway, should be removed, where possible, prior to initiating first aid procedures. ▶ Apply artificial respiration if not breathing, preferably with a demand valve resuscitator, bag-valve mask device, or pocket mask as trained. Perform CPR if necessary. ▶ Transport to hospital, or doctor, without delay. ▶ Inhalation of vapours or aerosols (mists, fumes) may cause lung oedema. ▶ Corrosive substances may cause lung damage (e.g. lung oedema, fluid in the lungs). ▶ As this reaction may be delayed up to 24 hours after exposure, affected individuals need complete rest (preferably in semi-recumbent posture) and must be kept under medical observation even if no symptoms are (yet) manifested. ▶ Before any such manifestation, the administration of a spray containing a dexamethasone derivative or beclomethasone derivative may be considered. <p>This must definitely be left to a doctor or person authorised by him/her. (ICSC13719)</p>
Ingestion	<ul style="list-style-type: none"> ▶ For advice, contact a Poisons Information Centre or a doctor at once. ▶ Urgent hospital treatment is likely to be needed. ▶ If swallowed do NOT induce vomiting. ▶ If vomiting occurs, lean patient forward or place on left side (head-down position, if possible) to maintain open airway and prevent aspiration. ▶ Observe the patient carefully. ▶ Never give liquid to a person showing signs of being sleepy or with reduced awareness; i.e. becoming unconscious. ▶ Give water to rinse out mouth, then provide liquid slowly and as much as casualty can comfortably drink. ▶ Transport to hospital or doctor without delay.

Indication of any immediate medical attention and special treatment needed

Treat symptomatically.

For acute or short term repeated exposures to strong acids:

- ▶ Airway problems may arise from laryngeal edema and inhalation exposure. Treat with 100% oxygen initially.
- ▶ Respiratory distress may require cricoidotomy if endotracheal intubation is contraindicated by excessive swelling
- ▶ Intravenous lines should be established immediately in all cases where there is evidence of circulatory compromise.
- ▶ Strong acids produce a coagulation necrosis characterised by formation of a coagulum (eschar) as a result of the desiccating action of the acid on proteins in specific tissues.

INGESTION:

- ▶ Immediate dilution (milk or water) within 30 minutes post ingestion is recommended.
- ▶ **DO NOT attempt to neutralise the acid since exothermic reaction may extend the corrosive injury.**
- ▶ Be careful to avoid further vomit since re-exposure of the mucosa to the acid is harmful. Limit fluids to one or two glasses in an adult.
- ▶ Charcoal has no place in acid management.
- ▶ Some authors suggest the use of lavage within 1 hour of ingestion.

SKIN:

- ▶ Skin lesions require copious saline irrigation. Treat chemical burns as thermal burns with non-adherent gauze and wrapping.
- ▶ Deep second-degree burns may benefit from topical silver sulfadiazine.

EYE:

- ▶ Eye injuries require retraction of the eyelids to ensure thorough irrigation of the conjunctival cul-de-sacs. Irrigation should last at least 20-30 minutes. **DO NOT use neutralising agents or any other additives.** Several litres of saline are required.
- ▶ Cycloplegic drops, (1% cyclopentolate for short-term use or 5% homatropine for longer term use) antibiotic drops, vasoconstrictive agents or artificial tears may be indicated dependent on the severity of the injury.
- ▶ Steroid eye drops should only be administered with the approval of a consulting ophthalmologist).

[Ellenhorn and Barceloux: Medical Toxicology]

- ▶ Gastric acids solubilise lead and its salts and lead absorption occurs in the small bowel.
- ▶ Particles of less than 1 µm diameter are substantially absorbed by the alveoli following inhalation.
- ▶ Lead is distributed to the red blood cells and has a half-life of 35 days. It is subsequently redistributed to soft tissue & bone-stores or eliminated. The kidney accounts for 75% of daily lead loss; integumentary and alimentary losses account for the remainder.
- ▶ Neurasthenic symptoms are the most common symptoms of intoxication. Lead toxicity produces a classic motor neuropathy. Acute encephalopathy appears infrequently in adults. Diazepam is the best drug for seizures.
- ▶ Whole-blood lead is the best measure of recent exposure; free erythrocyte protoporphyrin (FEP) provides the best screening for chronic exposure. Obvious clinical symptoms occur in adults when whole-blood lead exceeds 80 µg/dL.
- ▶ British Anti-Lewisite is an effective antidote and enhances faecal and urinary excretion of lead. The onset of action of BAL is about 30 minutes and most of the chelated metal complex is excreted in 4-6 hours, primarily in the bile. Adverse reaction appears in up to 50% of patients given BAL in doses exceeding 5 mg/kg. CaNa₂EDTA has also been used alone or in concert with BAL as an antidote. D-penicillamine is the usual oral agent for mobilisation of bone lead; its use in the treatment of lead poisoning remains investigational. 2,3-dimercapto-1-propanesulfonic acid (DMPS) and dimercaptosuccinic acid (DMSA) are water soluble analogues of BAL and their effectiveness is undergoing review. As a rule, stop BAL if lead decreases below 50 µg/dL; stop CaNa₂EDTA if blood lead decreases below 40 µg/dL or urinary lead drops below 2 mg/24hrs.

[Ellenhorn & Barceloux: Medical Toxicology]

BIOLOGICAL EXPOSURE INDEX - BEI

These represent the determinants observed in specimens collected from a healthy worker who has been exposed at the Exposure Standard (ES or TLV):

Determinant	Index	Sampling Time	Comments
1. Lead in blood	30 µg/100 ml	Not Critical	
2. Lead in urine	150 µg/gm creatinine	Not Critical	B
3. Zinc protoporphyrin in blood	250 µg/100 ml erythrocytes OR 100 µg/100 ml blood	After 1 month exposure	B

B: Background levels occur in specimens collected from subjects **NOT** exposed.

SECTION 5 FIREFIGHTING MEASURES**Extinguishing media**

- ▶ Water spray or fog.
- ▶ Foam.

Continued...

- ▶ Dry chemical powder.
- ▶ BCF (where regulations permit).
- ▶ Carbon dioxide.

Special hazards arising from the substrate or mixture

Fire Incompatibility	None known.
-----------------------------	-------------

Advice for firefighters

Fire Fighting	<ul style="list-style-type: none"> ▶ Alert Fire Brigade and tell them location and nature of hazard. ▶ Wear full body protective clothing with breathing apparatus. ▶ Prevent, by any means available, spillage from entering drains or water course. ▶ Use fire fighting procedures suitable for surrounding area. ▶ Do not approach containers suspected to be hot. ▶ Cool fire exposed containers with water spray from a protected location. ▶ If safe to do so, remove containers from path of fire. ▶ Equipment should be thoroughly decontaminated after use. <p>Slight hazard when exposed to heat, flame and oxidisers.</p>
Fire/Explosion Hazard	<ul style="list-style-type: none"> ▶ Non combustible. ▶ Not considered to be a significant fire risk. ▶ Acids may react with metals to produce hydrogen, a highly flammable and explosive gas. ▶ Heating may cause expansion or decomposition leading to violent rupture of containers. ▶ May emit corrosive, poisonous fumes. May emit acrid smoke. <p>Decomposition may produce toxic fumes of: sulfur oxides (SOx)</p>
HAZCHEM	2R

SECTION 6 ACCIDENTAL RELEASE MEASURES

Personal precautions, protective equipment and emergency procedures

See section 8

Environmental precautions

See section 12

Methods and material for containment and cleaning up

Minor Spills	<ul style="list-style-type: none"> ▶ Drains for storage or use areas should have retention basins for pH adjustments and dilution of spills before discharge or disposal of material. ▶ Check regularly for spills and leaks. ▶ Clean up all spills immediately. ▶ Secure load if safe to do so. ▶ Bundle/collect recoverable product. ▶ Collect remaining material in containers with covers for disposal.
Major Spills	<ul style="list-style-type: none"> ▶ Clear area of personnel and move upwind. ▶ Alert Fire Brigade and tell them location and nature of hazard. ▶ Wear breathing apparatus plus protective gloves. ▶ Prevent, by any means available, spillage from entering drains or water course. ▶ Stop leak if safe to do so. ▶ Contain spill with sand, earth or vermiculite. ▶ Collect recoverable product into labelled containers for recycling. ▶ Neutralise/decontaminate residue (see Section 13 for specific agent). ▶ Collect solid residues and seal in labelled drums for disposal. ▶ Wash area and prevent runoff into drains. ▶ After clean up operations, decontaminate and launder all protective clothing and equipment before storing and re-using. ▶ If contamination of drains or waterways occurs, advise emergency services. ▶ Clean up all spills immediately. ▶ Wear protective clothing, safety glasses, dust mask, gloves. ▶ Secure load if safe to do so. Bundle/collect recoverable product. ▶ Use dry clean up procedures and avoid generating dust. ▶ Vacuum up (consider explosion-proof machines designed to be grounded during storage and use). ▶ Water may be used to prevent dusting. ▶ Collect remaining material in containers with covers for disposal. ▶ Flush spill area with water. <ul style="list-style-type: none"> ▶ Clear area of personnel and move upwind. ▶ Alert Fire Brigade and tell them location and nature of hazard. ▶ Wear full body protective clothing with breathing apparatus. ▶ Prevent, by any means available, spillage from entering drains or water course. ▶ Stop leak if safe to do so. ▶ Contain spill with sand, earth or vermiculite. ▶ Collect recoverable product into labelled containers for recycling. ▶ Neutralise/decontaminate residue (see Section 13 for specific agent). ▶ Collect solid residues and seal in labelled drums for disposal. ▶ Wash area and prevent runoff into drains. ▶ After clean up operations, decontaminate and launder all protective clothing and equipment before storing and re-using. ▶ If contamination of drains or waterways occurs, advise emergency services.

Personal Protective Equipment advice is contained in Section 8 of the SDS.

SECTION 7 HANDLING AND STORAGE

Batteries - Wet Filled With Acid

Precautions for safe handling

Safe handling	<ul style="list-style-type: none"> ▶ DO NOT allow clothing wet with material to stay in contact with skin
Other information	<ul style="list-style-type: none"> ▶ DO NOT store near acids, or oxidising agents ▶ Store in original containers. ▶ Keep containers securely sealed. ▶ Store in a cool, dry, well-ventilated area. ▶ Store away from incompatible materials and foodstuff containers. ▶ Protect containers against physical damage and check regularly for leaks. ▶ Observe manufacturer's storage and handling recommendations contained within this SDS. ▶ Store away from incompatible materials.

Conditions for safe storage, including any incompatibilities

Suitable container	<ul style="list-style-type: none"> ▶ DO NOT use aluminium or galvanised containers ▶ Check regularly for spills and leaks <p>For low viscosity materials</p> <ul style="list-style-type: none"> ▶ Drums and jerricans must be of the non-removable head type. ▶ Where a can is to be used as an inner package, the can must have a screwed enclosure. <p>For materials with a viscosity of at least 2680 cSt. (23 deg. C) and solids (between 15 C deg. and 40 deg C.):</p> <ul style="list-style-type: none"> ▶ Removable head packaging; ▶ Cans with friction closures and ▶ low pressure tubes and cartridges <p>may be used.</p> <p>-</p> <p>Where combination packages are used, and the inner packages are of glass, porcelain or stoneware, there must be sufficient inert cushioning material in contact with inner and outer packages unless the outer packaging is a close fitting moulded plastic box and the substances are not incompatible with the plastic.</p> <p>No restriction on the type of containers. Packing as recommended by manufacturer. Check all material is clearly labelled.</p>
Storage incompatibility	<ul style="list-style-type: none"> ▶ Inorganic acids are generally soluble in water with the release of hydrogen ions. The resulting solutions have pH's of less than 7.0. ▶ Inorganic acids neutralise chemical bases (for example: amines and inorganic hydroxides) to form salts - neutralisation can generate dangerously large amounts of heat in small spaces. ▶ The dissolution of inorganic acids in water or the dilution of their concentrated solutions with additional water may generate significant heat. ▶ The addition of water to inorganic acids often generates sufficient heat in the small region of mixing to cause some of the water to boil explosively. The resulting "bumping" can spatter the acid. ▶ Inorganic acids react with active metals, including such structural metals as aluminum and iron, to release hydrogen, a flammable gas. ▶ Inorganic acids can initiate the polymerisation of certain classes of organic compounds. ▶ Inorganic acids react with cyanide compounds to release gaseous hydrogen cyanide. ▶ Inorganic acids generate flammable and/or toxic gases in contact with dithiocarbamates, isocyanates, mercaptans, nitrides, nitriles, sulfides, and strong reducing agents. Additional gas-generating reactions occur with sulfites, nitrites, thiosulfates (to give H₂S and SO₃), dithionites (SO₂), and even carbonates. ▶ Acids often catalyse (increase the rate of) chemical reactions. ▶ Inorganic peroxy compounds are potent oxidisers that pose fire or explosive hazards when in contact with ordinary combustible materials. ▶ Inorganic peroxides react with organic compounds to generate organic peroxide and hydroperoxide products that react violently with reducing agents. ▶ Inorganic oxidising agents can react with reducing agents to generate heat and products that may be gaseous (causing pressurization of closed containers). The products may themselves be capable of further reactions (such as combustion in the air). ▶ Organic compounds in general have some reducing power and can in principle react with compounds in this class. Actual reactivity varies greatly with the identity of the organic compound. ▶ Inorganic oxidising agents can react violently with active metals, cyanides, esters, and thiocyanates. ▶ Peroxides, in contact with inorganic cobalt and copper compounds, iron and iron compounds, acetone, metal oxide salts and acids and bases can react with rapid, uncontrolled decomposition, leading to fires and explosions. ▶ Inorganic reducing agents react with oxidizing agents to generate heat and products that may be flammable, combustible, or otherwise reactive. Their reactions with oxidizing agents may be violent. ▶ Incidents involving interaction of active oxidants and reducing agents, either by design or accident, are usually very energetic and examples of so-called redox reactions. ▶ Reacts with mild steel, galvanised steel / zinc producing hydrogen gas which may form an explosive mixture with air. ▶ Avoid any contamination of this material as it is very reactive and any contamination is potentially hazardous ▶ Avoid strong acids, acid chlorides, acid anhydrides and chloroformates. ▶ Avoid storage with reducing agents.

SECTION 8 EXPOSURE CONTROLS / PERSONAL PROTECTION

Control parameters

OCCUPATIONAL EXPOSURE LIMITS (OEL)

INGREDIENT DATA

Source	Ingredient	Material name	TWA	STEL	Peak	Notes
Australia Exposure Standards	lead	Lead, inorganic dusts & fumes (as Pb)	0.15 mg/m ³	Not Available	Not Available	Not Available
Australia Exposure Standards	lead dioxide	Lead, inorganic dusts & fumes (as Pb)	0.15 mg/m ³	Not Available	Not Available	Not Available
Australia Exposure Standards	sulfuric acid	Sulphuric acid	1 mg/m ³	3 mg/m ³ / - ppm	Not Available	Not Available

EMERGENCY LIMITS

Ingredient	Material name	TEEL-1	TEEL-2	TEEL-3
lead	Lead	0.15 mg/m ³	120 mg/m ³	700 mg/m ³
lead dioxide	Lead dioxide	0.17 mg/m ³	140 mg/m ³	810 mg/m ³
sulfuric acid	Sulfuric acid	Not Available	Not Available	Not Available

Ingredient	Original IDLH	Revised IDLH
lead	Not Available	Not Available

Batteries - Wet Filled With Acid

lead dioxide	100 mg/m ³	Not Available
sulfuric acid	15 mg/m ³	Not Available
nonhazardous ingredients	Not Available	Not Available

MATERIAL DATA


NOTE: Detector tubes for sulfuric acid, measuring in excess of 1 mg/m³, are commercially available.

Based on controlled inhalation studies the TLV-TWA is thought to be protective against the significant risk of pulmonary irritation and incorporates a margin of safety so as to prevent injury to the skin and teeth seen in battery workers acclimatised to workplace concentrations of 16 mg/m³. Experimental evidence in normal unacclimated humans indicates the recognition, by all subjects, of odour, taste or irritation at 3 mg/m³ or 5 mg/m³. All subjects reported these levels to be objectionable but to varying degrees.

The lead concentration in air is to be maintained so that the lead concentration in workers' blood remains below 0.060 mg/100 g of whole blood. The recommended TLV-TWA has been derived following a review of reports of adverse effects on reproduction, blood-pressure and other end-points of toxicity. A particular focus was an assessment of pre-natal blood lead (PbB) levels and post-natal cognitive levels. The fact that lead is a cumulative toxicant which can produce subtle, persistent and apparently permanent effects in the off-spring of lead exposed women is of particular concern. A current view holds that the identification of the PbB levels, that are protective during a working lifetime, is a necessary prerequisite in the recommendation of the TLV because PbB values, rather than workplace air lead concentrations, are more clearly related to adverse health effects.

(see Biological Exposure Index - BEI - in "Advice to Doctor".)

Exposure controls

Appropriate engineering controls	<p>Engineering controls are used to remove a hazard or place a barrier between the worker and the hazard. Well-designed engineering controls can be highly effective in protecting workers and will typically be independent of worker interactions to provide this high level of protection.</p> <p>The basic types of engineering controls are:</p> <p>Process controls which involve changing the way a job activity or process is done to reduce the risk.</p> <p>Enclosure and/or isolation of emission source which keeps a selected hazard "physically" away from the worker and ventilation that strategically "adds" and "removes" air in the work environment. Ventilation can remove or dilute an air contaminant if designed properly. The design of a ventilation system must match the particular process and chemical or contaminant in use.</p> <p>Employers may need to use multiple types of controls to prevent employee overexposure.</p> <p>Local exhaust ventilation usually required. If risk of overexposure exists, wear approved respirator. Correct fit is essential to obtain adequate protection. Supplied-air type respirator may be required in special circumstances. Correct fit is essential to ensure adequate protection. An approved self contained breathing apparatus (SCBA) may be required in some situations.</p> <p>Provide adequate ventilation in warehouse or closed storage area. Air contaminants generated in the workplace possess varying "escape" velocities which, in turn, determine the "capture velocities" of fresh circulating air required to effectively remove the contaminant.</p> <table border="1" style="width: 100%;"> <thead> <tr> <th>Type of Contaminant:</th> <th>Air Speed:</th> </tr> </thead> <tbody> <tr> <td>solvent, vapours, degreasing etc., evaporating from tank (in still air).</td> <td>0.25-0.5 m/s (50-100 f/min.)</td> </tr> <tr> <td>aerosols, fumes from pouring operations, intermittent container filling, low speed conveyer transfers, welding, spray drift, plating acid fumes, pickling (released at low velocity into zone of active generation)</td> <td>0.5-1 m/s (100-200 f/min.)</td> </tr> <tr> <td>direct spray, spray painting in shallow booths, drum filling, conveyer loading, crusher dusts, gas discharge (active generation into zone of rapid air motion)</td> <td>1-2.5 m/s (200-500 f/min.)</td> </tr> <tr> <td>grinding, abrasive blasting, tumbling, high speed wheel generated dusts (released at high initial velocity into zone of very high rapid air motion).</td> <td>2.5-10 m/s (500-2000 f/min.)</td> </tr> </tbody> </table> <p>Within each range the appropriate value depends on:</p> <table border="1" style="width: 100%;"> <thead> <tr> <th>Lower end of the range</th> <th>Upper end of the range</th> </tr> </thead> <tbody> <tr> <td>1: Room air currents minimal or favourable to capture</td> <td>1: Disturbing room air currents</td> </tr> <tr> <td>2: Contaminants of low toxicity or of nuisance value only.</td> <td>2: Contaminants of high toxicity</td> </tr> <tr> <td>3: Intermittent, low production.</td> <td>3: High production, heavy use</td> </tr> <tr> <td>4: Large hood or large air mass in motion</td> <td>4: Small hood-local control only</td> </tr> </tbody> </table> <p>Simple theory shows that air velocity falls rapidly with distance away from the opening of a simple extraction pipe. Velocity generally decreases with the square of distance from the extraction point (in simple cases). Therefore the air speed at the extraction point should be adjusted, accordingly, after reference to distance from the contaminating source. The air velocity at the extraction fan, for example, should be a minimum of 1-2 m/s (200-400 f/min) for extraction of solvents generated in a tank 2 meters distant from the extraction point. Other mechanical considerations, producing performance deficits within the extraction apparatus, make it essential that theoretical air velocities are multiplied by factors of 10 or more when extraction systems are installed or used.</p>	Type of Contaminant:	Air Speed:	solvent, vapours, degreasing etc., evaporating from tank (in still air).	0.25-0.5 m/s (50-100 f/min.)	aerosols, fumes from pouring operations, intermittent container filling, low speed conveyer transfers, welding, spray drift, plating acid fumes, pickling (released at low velocity into zone of active generation)	0.5-1 m/s (100-200 f/min.)	direct spray, spray painting in shallow booths, drum filling, conveyer loading, crusher dusts, gas discharge (active generation into zone of rapid air motion)	1-2.5 m/s (200-500 f/min.)	grinding, abrasive blasting, tumbling, high speed wheel generated dusts (released at high initial velocity into zone of very high rapid air motion).	2.5-10 m/s (500-2000 f/min.)	Lower end of the range	Upper end of the range	1: Room air currents minimal or favourable to capture	1: Disturbing room air currents	2: Contaminants of low toxicity or of nuisance value only.	2: Contaminants of high toxicity	3: Intermittent, low production.	3: High production, heavy use	4: Large hood or large air mass in motion	4: Small hood-local control only
Type of Contaminant:	Air Speed:																				
solvent, vapours, degreasing etc., evaporating from tank (in still air).	0.25-0.5 m/s (50-100 f/min.)																				
aerosols, fumes from pouring operations, intermittent container filling, low speed conveyer transfers, welding, spray drift, plating acid fumes, pickling (released at low velocity into zone of active generation)	0.5-1 m/s (100-200 f/min.)																				
direct spray, spray painting in shallow booths, drum filling, conveyer loading, crusher dusts, gas discharge (active generation into zone of rapid air motion)	1-2.5 m/s (200-500 f/min.)																				
grinding, abrasive blasting, tumbling, high speed wheel generated dusts (released at high initial velocity into zone of very high rapid air motion).	2.5-10 m/s (500-2000 f/min.)																				
Lower end of the range	Upper end of the range																				
1: Room air currents minimal or favourable to capture	1: Disturbing room air currents																				
2: Contaminants of low toxicity or of nuisance value only.	2: Contaminants of high toxicity																				
3: Intermittent, low production.	3: High production, heavy use																				
4: Large hood or large air mass in motion	4: Small hood-local control only																				
Personal protection																					
Eye and face protection	<ul style="list-style-type: none"> ▶ Safety glasses with unperforated side shields may be used where continuous eye protection is desirable, as in laboratories; spectacles are not sufficient where complete eye protection is needed such as when handling bulk-quantities, where there is a danger of splashing, or if the material may be under pressure. ▶ Chemical goggles whenever there is a danger of the material coming in contact with the eyes; goggles must be properly fitted. ▶ Full face shield (20 cm, 8 in minimum) may be required for supplementary but never for primary protection of eyes; these afford face protection. ▶ Alternatively a gas mask may replace splash goggles and face shields. ▶ Contact lenses may pose a special hazard; soft contact lenses may absorb and concentrate irritants. A written policy document, describing the wearing of lenses or restrictions on use, should be created for each workplace or task. This should include a review of lens absorption and adsorption for the class of chemicals in use and an account of injury experience. Medical and first-aid personnel should be trained in their removal and suitable equipment should be readily available. In the event of chemical exposure, begin eye irrigation immediately and remove contact lens as soon as practicable. Lens should be removed at the first signs of eye redness or irritation - lens should be removed in a clean environment only after workers have washed hands thoroughly. [CDC NIOSH Current Intelligence Bulletin 59], [AS/NZS 1336 or national equivalent] ▶ Safety glasses with side shields. ▶ Chemical goggles. ▶ Contact lenses may pose a special hazard; soft contact lenses may absorb and concentrate irritants. A written policy document, describing the wearing of lenses or restrictions on use, should be created for each workplace or task. This should include a review of lens absorption and adsorption for the class of chemicals in use and an account of injury experience. Medical and first-aid personnel should be trained in their removal and suitable equipment should be readily available. In the event of chemical exposure, begin eye irrigation immediately and remove contact lens as soon as practicable. Lens 																				

Batteries - Wet Filled With Acid

	<ul style="list-style-type: none"> ▶ should be removed at the first signs of eye redness or irritation - lens should be removed in a clean environment only after workers have washed hands thoroughly. [CDC NIOSH Current Intelligence Bulletin 59], [AS/NZS 1336 or national equivalent]
Skin protection	See Hand protection below
Hands/feet protection	<ul style="list-style-type: none"> ▶ Elbow length PVC gloves <p>Wear general protective gloves, eg. light weight rubber gloves.</p> <ul style="list-style-type: none"> ▶ When handling corrosive liquids, wear trousers or overalls outside of boots, to avoid spills entering boots. <p>The selection of suitable gloves does not only depend on the material, but also on further marks of quality which vary from manufacturer to manufacturer. Where the chemical is a preparation of several substances, the resistance of the glove material can not be calculated in advance and has therefore to be checked prior to the application.</p> <p>The exact break through time for substances has to be obtained from the manufacturer of the protective gloves and has to be observed when making a final choice.</p> <p>Personal hygiene is a key element of effective hand care. Gloves must only be worn on clean hands. After using gloves, hands should be washed and dried thoroughly. Application of a non-perfumed moisturizer is recommended.</p> <p>Suitability and durability of glove type is dependent on usage. Important factors in the selection of gloves include:</p> <ul style="list-style-type: none"> • frequency and duration of contact, • chemical resistance of glove material, • glove thickness and • dexterity <p>Select gloves tested to a relevant standard (e.g. Europe EN 374, US F739, AS/NZS 2161.1 or national equivalent).</p> <ul style="list-style-type: none"> • When prolonged or frequently repeated contact may occur, a glove with a protection class of 5 or higher (breakthrough time greater than 240 minutes according to EN 374, AS/NZS 2161.10.1 or national equivalent) is recommended. • When only brief contact is expected, a glove with a protection class of 3 or higher (breakthrough time greater than 60 minutes according to EN 374, AS/NZS 2161.10.1 or national equivalent) is recommended. • Some glove polymer types are less affected by movement and this should be taken into account when considering gloves for long-term use. • Contaminated gloves should be replaced. <p>For general applications, gloves with a thickness typically greater than 0.35 mm, are recommended.</p> <p>It should be emphasised that glove thickness is not necessarily a good predictor of glove resistance to a specific chemical, as the permeation efficiency of the glove will be dependent on the exact composition of the glove material. Therefore, glove selection should also be based on consideration of the task requirements and knowledge of breakthrough times.</p> <p>Glove thickness may also vary depending on the glove manufacturer, the glove type and the glove model. Therefore, the manufacturers' technical data should always be taken into account to ensure selection of the most appropriate glove for the task.</p> <p>Note: Depending on the activity being conducted, gloves of varying thickness may be required for specific tasks. For example:</p> <ul style="list-style-type: none"> • Thinner gloves (down to 0.1 mm or less) may be required where a high degree of manual dexterity is needed. However, these gloves are only likely to give short duration protection and would normally be just for single use applications, then disposed of. • Thicker gloves (up to 3 mm or more) may be required where there is a mechanical (as well as a chemical) risk i.e. where there is abrasion or puncture potential <p>Gloves must only be worn on clean hands. After using gloves, hands should be washed and dried thoroughly. Application of a non-perfumed moisturiser is recommended.</p>
Body protection	See Other protection below
Other protection	<ul style="list-style-type: none"> ▶ Overalls. ▶ PVC Apron. ▶ PVC protective suit may be required if exposure severe. ▶ Eyewash unit. ▶ Ensure there is ready access to a safety shower.
Thermal hazards	Not Available

Recommended material(s)

GLOVE SELECTION INDEX

Glove selection is based on a modified presentation of the:

"Forsberg Clothing Performance Index".

The effect(s) of the following substance(s) are taken into account in the **computer-generated** selection:

Batteries - Wet Filled With Acid

Material	CPI
NATURAL RUBBER	C
NATURAL+NEOPRENE	C
NEOPRENE	C
NEOPRENE/NATURAL	C
NITRILE	C
PE	C
PVC	C
SARANEX-23	C

* CPI - Chemwatch Performance Index

A: Best Selection

B: Satisfactory; may degrade after 4 hours continuous immersion

C: Poor to Dangerous Choice for other than short term immersion

NOTE: As a series of factors will influence the actual performance of the glove, a final selection must be based on detailed observation. -

* Where the glove is to be used on a short term, casual or infrequent basis, factors such as "feel" or convenience (e.g. disposability), may dictate a choice of gloves which might otherwise be unsuitable following long-term or frequent use. A qualified practitioner should be consulted.

Respiratory protection

Type E-P Filter of sufficient capacity. (AS/NZS 1716 & 1715, EN 143:2000 & 149:2001, ANSI Z88 or national equivalent)

Where the concentration of gas/particulates in the breathing zone, approaches or exceeds the "Exposure Standard" (or ES), respiratory protection is required.

Degree of protection varies with both face-piece and Class of filter; the nature of protection varies with Type of filter.

Required Minimum Protection Factor	Half-Face Respirator	Full-Face Respirator	Powered Air Respirator
up to 10 x ES	E-AUS P2	-	E-PAPR-AUS / Class 1 P2
up to 50 x ES	-	E-AUS / Class 1 P2	-
up to 100 x ES	-	E-2 P2	E-PAPR-2 P2 ^

^ - Full-face

A(All classes) = Organic vapours, B AUS or B1 = Acid gasses, B2 = Acid gas or hydrogen cyanide(HCN), B3 = Acid gas or hydrogen cyanide(HCN), E = Sulfur dioxide(SO₂), G = Agricultural chemicals, K = Ammonia(NH₃), Hg = Mercury, NO = Oxides of nitrogen, MB = Methyl bromide, AX = Low boiling point organic compounds(below 65 degC)

SECTION 9 PHYSICAL AND CHEMICAL PROPERTIES

Information on basic physical and chemical properties

Appearance	Rectangular plastic casing with exposed terminals for electrical connections. High weight to volume ratio.
-------------------	--

Continued...

Batteries - Wet Filled With Acid

Physical state	Manufactured	Relative density (Water = 1)	1.2-1.3 (acid)
Odour	Not Available	Partition coefficient n-octanol / water	Not Available
Odour threshold	Not Available	Auto-ignition temperature (°C)	Not Applicable
pH (as supplied)	Not Applicable	Decomposition temperature	Not Available
Melting point / freezing point (°C)	Not Applicable	Viscosity (cSt)	Not Applicable
Initial boiling point and boiling range (°C)	Not Applicable	Molecular weight (g/mol)	Not Applicable
Flash point (°C)	Not Applicable	Taste	Not Available
Evaporation rate	Not Applicable	Explosive properties	Not Available
Flammability	Not Applicable	Oxidising properties	Not Available
Upper Explosive Limit (%)	Not Applicable	Surface Tension (dyn/cm or mN/m)	Not Applicable
Lower Explosive Limit (%)	Not Applicable	Volatile Component (%vol)	Not Applicable
Vapour pressure (kPa)	Not Applicable	Gas group	Not Available
Solubility in water (g/L)	Not Applicable	pH as a solution (1%)	Not Applicable
Vapour density (Air = 1)	Not Applicable	VOC g/L	Not Applicable

SECTION 10 STABILITY AND REACTIVITY

Reactivity	See section 7
Chemical stability	▶ Contact with alkaline material liberates heat
Possibility of hazardous reactions	See section 7
Conditions to avoid	See section 7
Incompatible materials	See section 7
Hazardous decomposition products	See section 5

SECTION 11 TOXICOLOGICAL INFORMATION

Information on toxicological effects

Inhaled	<p>Acidic corrosives produce respiratory tract irritation with coughing, choking and mucous membrane damage. Symptoms of exposure may include dizziness, headache, nausea and weakness. In more severe exposures, pulmonary oedema may be evident either immediately or after a latent period of 5-72 hours. Symptoms of pulmonary oedema include a tightness in the chest, dyspnoea, frothy sputum and cyanosis. Examination may reveal hypotension, a weak and rapid pulse and moist rates. Death, due to anoxia, may occur several hours after onset of the pulmonary oedema.</p> <p>Inhalation of aerosols (mists, fumes), generated by the material during the course of normal handling, may produce toxic effects; these may be fatal. Evidence shows, or practical experience predicts, that the material produces irritation of the respiratory system, in a substantial number of individuals, following inhalation. In contrast to most organs, the lung is able to respond to a chemical insult by first removing or neutralising the irritant and then repairing the damage. The repair process, which initially evolved to protect mammalian lungs from foreign matter and antigens, may however, produce further lung damage resulting in the impairment of gas exchange, the primary function of the lungs. Respiratory tract irritation often results in an inflammatory response involving the recruitment and activation of many cell types, mainly derived from the vascular system.</p> <p>Exposure to high concentrations causes bronchitis and is characterised by the onset of haemorrhagic pulmonary oedema.</p>
Ingestion	<p>Accidental ingestion of the material may be harmful; animal experiments indicate that ingestion of less than 150 gram may be fatal or may produce serious damage to the health of the individual.</p> <p>Ingestion of acidic corrosives may produce circumoral burns with a distinct discolouration of the mucous membranes of the mouth, throat and oesophagus. Immediate pain and difficulties in swallowing and speaking may also be evident. Oedema of the epiglottis may produce respiratory distress and possibly, asphyxia. Nausea, vomiting, diarrhoea and a pronounced thirst may occur. More severe exposures may produce a vomitus containing fresh or dark blood and large shreds of mucosa. Shock, with marked hypotension, weak and rapid pulse, shallow respiration and clammy skin may be symptomatic of the exposure. Circulatory collapse may, if left untreated, result in renal failure. Severe cases may show gastric and oesophageal perforation with peritonitis, fever and abdominal rigidity. Stricture of the oesophageal, gastric and pyloric sphincter may occur as within several weeks or may be delayed for years. Death may be rapid and often results from asphyxia, circulatory collapse or aspiration of even minute amounts. Delayed deaths may be due to peritonitis, severe nephritis or pneumonia. Coma and convulsions may be terminal.</p>
Skin Contact	<p>Skin contact with acidic corrosives may result in pain and burns; these may be deep with distinct edges and may heal slowly with the formation of scar tissue.</p> <p>Open cuts, abraded or irritated skin should not be exposed to this material</p> <p>Entry into the blood-stream through, for example, cuts, abrasions, puncture wounds or lesions, may produce systemic injury with harmful effects. Examine the skin prior to the use of the material and ensure that any external damage is suitably protected.</p>
Eye	<p>When applied to the eye(s) of animals, the material produces severe ocular lesions which are present twenty-four hours or more after instillation.</p> <p>Direct eye contact with acid corrosives may produce pain, lachrymation, photophobia and burns. Mild burns of the epithelia generally recover rapidly and completely. Severe burns produce long-lasting and possible irreversible damage. The appearance of the burn may not be apparent for several weeks after the initial contact. The cornea may ultimately become deeply vascularised and opaque resulting in blindness.</p>
Chronic	<p>Repeated or prolonged exposure to acids may result in the erosion of teeth, inflammatory and ulcerative changes in the mouth and necrosis (rarely) of the jaw. Bronchial irritation, with cough, and frequent attacks of bronchial pneumonia may ensue. Gastrointestinal disturbances may also occur. Chronic exposures may result in dermatitis and/or conjunctivitis.</p> <p>The impact of inhaled acidic agents on the respiratory tract depends upon a number of interrelated factors. These include physicochemical characteristics, e.g., gas versus aerosol; particle size (small particles can penetrate deeper into the lung); water solubility (more soluble agents are more likely to be removed in the nose and mouth). Given the general lack of information on the particle size of aerosols involved in occupational exposures to acids, it is difficult to identify their principal deposition site within the respiratory tract. Acid mists containing particles with a diameter of up to a few micrometers will be deposited in both the upper and lower airways. They are irritating to mucous epithelia, they cause dental erosion, and they produce acute effects in the lungs (symptoms and changes in pulmonary function). Asthmatics appear to be at particular risk for pulmonary effects.</p>

Batteries - Wet Filled With Acid

Repeated or long-term occupational exposure is likely to produce cumulative health effects involving organs or biochemical systems.

Harmful: danger of serious damage to health by prolonged exposure through inhalation, in contact with skin and if swallowed. Serious damage (clear functional disturbance or morphological change which may have toxicological significance) is likely to be caused by repeated or prolonged exposure. As a rule the material produces, or contains a substance which produces severe lesions. Such damage may become apparent following direct application in subchronic (90 day) toxicity studies or following sub-acute (28 day) or chronic (two-year) toxicity tests.

There is sufficient evidence to establish a causal relationship between human exposure to the material and subsequent developmental toxic effects in the off-spring.

Exposure to the material may cause concerns for human fertility, generally on the basis that results in animal studies provide sufficient evidence to cause a strong suspicion of impaired fertility in the absence of toxic effects, or evidence of impaired fertility occurring at around the same dose levels as other toxic effects, but which are not a secondary non-specific consequence of other toxic effects.

Excessive exposure to lead can affect the blood, the nervous system, heart, endocrine organs and the immune system and the digestive system. The synthesis of haemoglobin is inhibited and can result in anaemia. If left untreated, neuromuscular dysfunction, possible paralysis and encephalopathy (brain tissue damage) may result. Other symptoms of overexposure include joint and muscle pain, weakness of the extensor muscles (frequently the hand and wrist), headache, dizziness, abdominal pain, diarrhoea, constipation, nausea, vomiting, blue line on the gums, insomnia and metallic taste. High body levels produce cerebrospinal pressure, brain damage with stupor leading to coma and, in some cases, death. Early symptoms of lead poisoning ("plumbism") include anorexia and loss of weight, constipation, apathy or irritability, occasional vomiting, fatigue, headache, weakness, and a metallic taste in the mouth. Advanced poisonings are characterised by intermittent vomiting, irritability, nervousness, myalgia of the arms and legs (often with wrist and foot drop). Severe poisonings may produce persistent vomiting, ataxia, stupor or lethargy, visual disturbances progressing to optic neuritis and atrophy, hyper-tension, papilloedema, cranial nerve paralysis, delirium, convulsions and coma. Neurological effects include mental retardation, seizures, cerebral palsy and marked muscular contractions that distort the spine, limbs, hips and sometimes the cranial innervated muscles (dystonia musculorum deformans). Industrial exposure has been associated with irreversible kidney damage.

Lead is a cumulative poison with adverse effects in pregnancy [NIOSH/CDC]

Lead salts have been reported to cross the placenta and induce embryo- and foeto-mortality. They also may have a teratogenic effect (causing birth deformities) in certain animal species. Organometallic lead may not produce these effects. Adverse effects of lead on human reproduction, embryonic and foetal development and postnatal mental development have also been recorded. Foetal exposure to lead may result in birth defects, mental retardation, behavioural disorders and death during the first year of childhood. Paternal effects may include reduced sex drive, impotence, sterility and adverse effects on the sperm which in turn may increase the potential for increased birth defects. Maternal effects may include miscarriage and stillbirth in exposed women, or women whose husbands might be exposed, sterility or decreased fertility, and abnormal menses. Exposure by both parents to lead may exacerbate the reproductive effects.

Batteries - Wet Filled With Acid	TOXICITY	IRRITATION
	Not Available	Not Available
lead	TOXICITY	IRRITATION
	dermal (rat) LD50: >2000 mg/kg ^[1]	Not Available
	Inhalation (rat) LC50: >5.05 mg/l4 h ^[1]	
	Oral (rat) LD50: >2000 mg/kg ^[1]	
lead dioxide	TOXICITY	IRRITATION
	Not Available	Not Available
sulfuric acid	TOXICITY	IRRITATION
	Inhalation (guinea pig) LC50: 0.036 mg/l/8H ^[2]	Eye (rabbit): 1.38 mg SEVERE
	Oral (rat) LD50: 2140 mg/kg ^[2]	Eye (rabbit): 5 mg/30sec SEVERE

Legend: 1. Value obtained from Europe ECHA Registered Substances - Acute toxicity 2. * Value obtained from manufacturer's SDS. Unless otherwise specified data extracted from RTECS - Register of Toxic Effect of chemical Substances

LEAD	WARNING: Lead is a cumulative poison and has the potential to cause abortion and intellectual impairment to unborn children of pregnant workers.
SULFURIC ACID	<p>Asthma-like symptoms may continue for months or even years after exposure to the material ceases. This may be due to a non-allergenic condition known as reactive airways dysfunction syndrome (RADS) which can occur following exposure to high levels of highly irritating compound. Key criteria for the diagnosis of RADS include the absence of preceding respiratory disease, in a non-atopic individual, with abrupt onset of persistent asthma-like symptoms within minutes to hours of a documented exposure to the irritant. A reversible airflow pattern, on spirometry, with the presence of moderate to severe bronchial hyperreactivity on methacholine challenge testing and the lack of minimal lymphocytic inflammation, without eosinophilia, have also been included in the criteria for diagnosis of RADS. RADS (or asthma) following an irritating inhalation is an infrequent disorder with rates related to the concentration of and duration of exposure to the irritating substance. Industrial bronchitis, on the other hand, is a disorder that occurs as result of exposure due to high concentrations of irritating substance (often particulate in nature) and is completely reversible after exposure ceases. The disorder is characterised by dyspnea, cough and mucus production.</p> <p>WARNING: For inhalation exposure <u>ONLY</u>: This substance has been classified by the IARC as Group 1: CARCINOGENIC TO HUMANS</p> <p>Occupational exposures to strong inorganic acid mists of sulfuric acid:</p>

Acute Toxicity	✓	Carcinogenicity	✓
Skin Irritation/Corrosion	✓	Reproductivity	✓
Serious Eye Damage/Irritation	✓	STOT - Single Exposure	⊖
Respiratory or Skin sensitisation	⊖	STOT - Repeated Exposure	✓
Mutagenicity	⊖	Aspiration Hazard	⊖

Legend: ✗ - Data available but does not fill the criteria for classification
 ✓ - Data available to make classification
 ⊖ - Data Not Available to make classification

Batteries - Wet Filled With Acid

SECTION 12 ECOLOGICAL INFORMATION

Toxicity

Batteries - Wet Filled With Acid	ENDPOINT	TEST DURATION (HR)	SPECIES	VALUE	SOURCE
	Not Available	Not Available	Not Available	Not Available	Not Available

lead	ENDPOINT	TEST DURATION (HR)	SPECIES	VALUE	SOURCE
	LC50	96	Fish	0.0079mg/L	2
	EC50	48	Crustacea	0.029mg/L	2
	EC50	72	Algae or other aquatic plants	0.0205mg/L	2
	BCFD	8	Fish	4.324mg/L	4
	NOEC	672	Fish	0.0003mg/L	4

lead dioxide	ENDPOINT	TEST DURATION (HR)	SPECIES	VALUE	SOURCE
	NOEC	264	Algae or other aquatic plants	0.0091mg/L	2

sulfuric acid	ENDPOINT	TEST DURATION (HR)	SPECIES	VALUE	SOURCE
	LC50	96	Fish	=8mg/L	1
	EC50	48	Crustacea	=42.5mg/L	1
	EC0	24	Crustacea	=30mg/L	1
	NOEC	7200	Fish	0.13mg/L	2

Legend: Extracted from 1. IUCLID Toxicity Data 2. Europe ECHA Registered Substances - Ecotoxicological Information - Aquatic Toxicity 3. EPIWIN Suite V3.12 (QSAR) - Aquatic Toxicity Data (Estimated) 4. US EPA, Ecotox database - Aquatic Toxicity Data 5. ECETOC Aquatic Hazard Assessment Data 6. NITE (Japan) - Bioconcentration Data 7. METI (Japan) - Bioconcentration Data 8. Vendor Data

Very toxic to aquatic organisms, may cause long-term adverse effects in the aquatic environment.

Prevent, by any means available, spillage from entering drains or water courses.

DO NOT discharge into sewer or waterways.

Persistence and degradability

Ingredient	Persistence: Water/Soil	Persistence: Air
	No Data available for all ingredients	No Data available for all ingredients

Bioaccumulative potential

Ingredient	Bioaccumulation
	No Data available for all ingredients

Mobility in soil

Ingredient	Mobility
	No Data available for all ingredients

SECTION 13 DISPOSAL CONSIDERATIONS



Waste treatment methods

Product / Packaging disposal	Disposal Instructions
	<ul style="list-style-type: none"> ▶ Containers may still present a chemical hazard/ danger when empty. ▶ Return to supplier for reuse/ recycling if possible. <p>Otherwise:</p> <ul style="list-style-type: none"> ▶ If container can not be cleaned sufficiently well to ensure that residuals do not remain or if the container cannot be used to store the same product, then puncture containers, to prevent re-use, and bury at an authorised landfill. ▶ Where possible retain label warnings and SDS and observe all notices pertaining to the product. ▶ DO NOT allow wash water from cleaning or process equipment to enter drains. ▶ It may be necessary to collect all wash water for treatment before disposal. ▶ In all cases disposal to sewer may be subject to local laws and regulations and these should be considered first. ▶ Where in doubt contact the responsible authority. ▶ Recycle wherever possible. ▶ Consult manufacturer for recycling options or consult local or regional waste management authority for disposal if no suitable treatment or disposal facility can be identified. ▶ Treat and neutralise at an approved treatment plant. Treatment should involve: Mixing or slurring in water; Neutralisation followed by: burial in a land-fill specifically licensed to accept chemical and / or pharmaceutical wastes or Incineration in a licensed apparatus (after admixture with suitable combustible material) ▶ Decontaminate empty containers. Observe all label safeguards until containers are cleaned and destroyed.

SECTION 14 TRANSPORT INFORMATION

Labels Required

Batteries - Wet Filled With Acid

	
Marine Pollutant	
HAZCHEM	2R

Land transport (ADG)

UN number	2794
UN proper shipping name	BATTERIES, WET, FILLED WITH ACID, electric storage
Transport hazard class(es)	Class : 8 Subrisk : Not Applicable
Packing group	Not Applicable
Environmental hazard	Environmentally hazardous
Special precautions for user	Special provisions : 295 AU08 Limited quantity : 1 L

Air transport (ICAO-IATA / DGR)

UN number	2794
UN proper shipping name	Batteries, wet, filled with acid electric storage
Transport hazard class(es)	ICAO/IATA Class : 8 ICAO / IATA Subrisk : Not Applicable ERG Code : 8L
Packing group	Not Applicable
Environmental hazard	Environmentally hazardous
Special precautions for user	Special provisions : A51 A164 A183 A802 Cargo Only Packing Instructions : 870 Cargo Only Maximum Qty / Pack : No Limit Passenger and Cargo Packing Instructions : 870 Passenger and Cargo Maximum Qty / Pack : 30 kg G Passenger and Cargo Limited Quantity Packing Instructions : Forbidden Passenger and Cargo Limited Maximum Qty / Pack : Forbidden

Sea transport (IMDG-Code / GGVSee)

UN number	2794
UN proper shipping name	BATTERIES, WET, FILLED WITH ACID electric storage
Transport hazard class(es)	IMDG Class : 8 IMDG Subrisk : Not Applicable
Packing group	Not Applicable
Environmental hazard	Marine Pollutant
Special precautions for user	EMS Number : F-A , S-B Special provisions : 295 Limited Quantities : 1 L

Transport in bulk according to Annex II of MARPOL and the IBC code

Not Applicable

SECTION 15 REGULATORY INFORMATION

Safety, health and environmental regulations / legislation specific for the substance or mixture

LEAD(7439-92-1) IS FOUND ON THE FOLLOWING REGULATORY LISTS

Batteries - Wet Filled With Acid

Australia Exposure Standards
 Australia Hazardous Chemical Information System (HCIS) - Hazardous Chemicals
 Australia Inventory of Chemical Substances (AICS)

Australia Standard for the Uniform Scheduling of Medicines and Poisons (SUSMP) - Appendix B (Part 3)
 Australia Standard for the Uniform Scheduling of Medicines and Poisons (SUSMP) - Schedule 4
 International Agency for Research on Cancer (IARC) - Agents Classified by the IARC Monographs

LEAD DIOXIDE(1309-60-0) IS FOUND ON THE FOLLOWING REGULATORY LISTS

Australia Exposure Standards
 Australia Hazardous Chemical Information System (HCIS) - Hazardous Chemicals
 Australia Inventory of Chemical Substances (AICS)
 Australia Standard for the Uniform Scheduling of Medicines and Poisons (SUSMP) - Appendix E (Part 2)
 Australia Standard for the Uniform Scheduling of Medicines and Poisons (SUSMP) - Appendix F (Part 3)

Australia Standard for the Uniform Scheduling of Medicines and Poisons (SUSMP) - Schedule 10 / Appendix C
 Australia Standard for the Uniform Scheduling of Medicines and Poisons (SUSMP) - Schedule 5
 Australia Standard for the Uniform Scheduling of Medicines and Poisons (SUSMP) - Schedule 6
 International Agency for Research on Cancer (IARC) - Agents Classified by the IARC Monographs

SULFURIC ACID(7664-93-9) IS FOUND ON THE FOLLOWING REGULATORY LISTS

Australia Exposure Standards
 Australia Hazardous Chemical Information System (HCIS) - Hazardous Chemicals
 Australia Inventory of Chemical Substances (AICS)
 Australia Standard for the Uniform Scheduling of Medicines and Poisons (SUSMP) - Appendix E (Part 2)

Australia Standard for the Uniform Scheduling of Medicines and Poisons (SUSMP) - Appendix F (Part 3)
 Australia Standard for the Uniform Scheduling of Medicines and Poisons (SUSMP) - Schedule 6
 International Agency for Research on Cancer (IARC) - Agents Classified by the IARC Monographs
 International Air Transport Association (IATA) Dangerous Goods Regulations - Prohibited List Passenger and Cargo Aircraft

National Inventory	Status
Australia - AICS	Y
Canada - DSL	Y
Canada - NDSL	N (lead; lead dioxide; sulfuric acid)
China - IECSC	Y
Europe - EINEC / ELINCS / NLP	Y
Japan - ENCS	N (lead)
Korea - KECI	Y
New Zealand - NZIoC	Y
Philippines - PICCS	Y
USA - TSCA	Y
Legend:	Y = All ingredients are on the inventory N = Not determined or one or more ingredients are not on the inventory and are not exempt from listing(see specific ingredients in brackets)

SECTION 16 OTHER INFORMATION

Revision Date	13/03/2018
Initial Date	Not Available

Other information

Classification of the preparation and its individual components has drawn on official and authoritative sources as well as independent review by the Chemwatch Classification committee using available literature references.

The SDS is a Hazard Communication tool and should be used to assist in the Risk Assessment. Many factors determine whether the reported Hazards are Risks in the workplace or other settings. Risks may be determined by reference to Exposures Scenarios. Scale of use, frequency of use and current or available engineering controls must be considered.

Definitions and abbreviations

PC – TWA: Permissible Concentration-Time Weighted Average
 PC – STEL: Permissible Concentration-Short Term Exposure Limit
 IARC: International Agency for Research on Cancer
 ACGIH: American Conference of Governmental Industrial Hygienists
 STEL: Short Term Exposure Limit
 TEEL: Temporary Emergency Exposure Limit,
 IDLH: Immediately Dangerous to Life or Health Concentrations
 OSF: Odour Safety Factor
 NOAEL: No Observed Adverse Effect Level
 LOAEL: Lowest Observed Adverse Effect Level
 TLV: Threshold Limit Value
 LOD: Limit Of Detection
 OTV: Odour Threshold Value
 BCF: BioConcentration Factors
 BEI: Biological Exposure Index

This document is copyright.

Apart from any fair dealing for the purposes of private study, research, review or criticism, as permitted under the Copyright Act, no part may be reproduced by any process without written permission from CHEMWATCH.

TEL (+61 3) 9572 4700.